



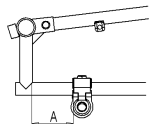






Adjusted by:









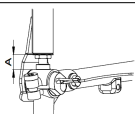
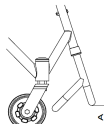
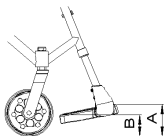
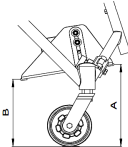

Tel:

E-mail:

Adjusted for:

Date:

<p>Colour:</p>	<input type="checkbox"/> Blue <input type="checkbox"/> Black		<p>Note! Write "BL" before "G" in the art.no. when choosing black colour.</p>			
<p>Seat width (BB):</p> 	<input type="checkbox"/> 33 cm 348 33 00(BL)G	<input type="checkbox"/> 36 cm 348 36 00(BL)G	<input type="checkbox"/> 39 cm 348 39 00(BL)G	<input type="checkbox"/> 42 cm 348 42 00(BL)G	<input type="checkbox"/> 45 cm 348 45 00(BL)G	<input type="checkbox"/> 50 cm 348 50 00(BL)G
<p>BB= Seat width, HH= Back rest height</p>		<p>Art.no includes: seat upholstery, backrestlock, calf strap</p>		<p>Width 33-42 cm max. user weight 100 kg Width 45-50 cm max. user weight 150 kg</p>		
<p>Rear axle:</p> 	<input type="checkbox"/> Carbon, +0mm 330 23 BB	<p>The wheelchair as narrow as possible</p>		<input type="checkbox"/> Rear axle adjustment balance of the chair standard position , 45 mm / 30 mm with camber axle		
<input type="checkbox"/> Carbon, +15 mm 330 23 BC*	<p>When choosing option armrest and / or Spineriggy-wheels</p>		<input type="checkbox"/> other position			
<input type="checkbox"/> other rear axle	<p>See list of options.</p>		<p>A= _____ mm</p> <p>Note measure (A) for desired position</p>			
<p>* seat width BB +1</p>						
<p>Castors:</p> 	<input type="checkbox"/> 5" 230 00 40	<input type="checkbox"/> 5" thick rubber 230 00 43	<input type="checkbox"/> 6" 200 45 15			
<p>*NOTE! You need two castors for each chair, the art.no. is for one castor!</p>						
<p>Back rest height:</p> 	<input type="checkbox"/> 20 cm 323 BB 20	<input type="checkbox"/> 25 cm 323 BB 25	<input type="checkbox"/> 30 cm 323 BB 30	<input type="checkbox"/> 35 cm 323 BB 35	<input type="checkbox"/> 40 cm 323 BB 40	<input type="checkbox"/> 45 cm 323 BB 45
<p>Special back rests:</p> 	<input type="checkbox"/> Tapered top available in height 30-40 cm 325 BB HH	<input type="checkbox"/> Curved back available in height 20-40 cm 324 BB HH		<p>For seat width over 45 cm, contact customer support. panthera@panthera.se</p>		
<input type="checkbox"/> Other back rest	<p>See list of options.</p>					
<p>Footrest:</p> 	<input type="checkbox"/> Footrest, titanium 360 01 34 BB = 33	<input type="checkbox"/> Footrest, titanium 360 01 BB BB = 36, 39, 42, 45	<input type="checkbox"/> Footrest, extended, reinforced 361 11 50 BB = 50			
<input type="checkbox"/> Footrest, Bambino 400 21 BB only for BB = 33-39	<input type="checkbox"/> Footrest plate foldable 33/36 670 33 00 heel strap not included		<input type="checkbox"/> Footrest foldable 39/42 670 39 00 heel strap not included			
<input type="checkbox"/> Footrest foldable 45 670 45 00 heel strap not included	<input type="checkbox"/> Footrest foldable 50 670 50 00 heel strap not included		<input type="checkbox"/> Heel strap 45 370 03 47			
<input type="checkbox"/> Footrest plate 360 10 BB plastic BB = 33-50	<input type="checkbox"/> Heel strap 33/36 370 03 35		<input type="checkbox"/> Heel strap 45 370 03 47			
<input type="checkbox"/> Other footrest	<input type="checkbox"/> Heel strap 39/42 370 03 41		<input type="checkbox"/> Heel strap 50 370 03 52			
<p>See list of options.</p>						
<p>Rear wheels:</p> 	<input type="checkbox"/> 24", with Titanium-pushrim 130 00 20	<input type="checkbox"/> 24", with Aluminium-pushrim 130 00 10		<input type="checkbox"/> 24", with Paragrip-pushrim 130 00 50		
<input type="checkbox"/> 24", with Tetragrip-pushrim 130 00 40	<input type="checkbox"/> 24", with Maxgrip-pushrim, thin** 110 00 01		<p>**NOTE! Contains latex!</p>			
<input type="checkbox"/> Other rear wheels	<p>See list of options.</p>					
<p>NOTE! You need two rear wheels for each chair, the art.no. is for one rear wheel!</p>						
<p>Spoke protectors:</p> 	<input type="checkbox"/> 24" Spoke protectors with logo 450 00 00		<input type="checkbox"/> 24" Spoke protectors without logo 450 00 11			

Brake:  	<input type="checkbox"/> High brake 461 00 00 <input type="checkbox"/> Onehand brake right for BB 30-33 367 30 33 <input type="checkbox"/> Onehand brake right for BB 36-39 367 36 39 <input type="checkbox"/> Onehand brake right for BB 42-45 367 42 45 <input type="checkbox"/> Onehand brake left for BB 30-33 368 30 33 <input type="checkbox"/> Onehand brake left for BB 36-39 368 36 39 <input type="checkbox"/> Onehand brake left for BB 42-45 368 42 45 <div style="border: 1px solid red; padding: 2px; text-align: center; color: red; font-weight: bold;">NOTE! No onehand brake for BB 50 cm!</div>
Push handles:  	<input type="checkbox"/> Fixed 421 00 00 <input type="checkbox"/> Foldable 423 00 00 <input type="checkbox"/> Height adjustable 425 00 00 <input type="checkbox"/> Height adjustable, BB 50cm 425 30 00
Anti tip device: 	<input type="checkbox"/> Anti tip device 435 10 00
Sideguards: 	<input type="checkbox"/> Sideguards with cover 442 00 10 <input type="checkbox"/> Sideguards with cover, 26" 442 00 40 <input type="checkbox"/> Sideguards plastic 440 00 10 <input type="checkbox"/> Sideguards plastic, 26" 440 00 40
Armrest: 	<input type="checkbox"/> Short cushion 23 cm 443 01 00 <input type="checkbox"/> Long cushion 30 cm 443 01 30 <input type="checkbox"/> Extended 35 mm, short cushion 23 cm 443 01 20 <input type="checkbox"/> Extended 35 mm, long cushion 30 443 01 40 <div style="border: 1px solid red; padding: 2px; text-align: center; color: red; font-weight: bold;">If you choose armrest or / and Spineray rear wheels you need to choose rear axle Carbon +15mm to increase the space between the wheel and the chassis</div>
Cushion: 	<input type="checkbox"/> Cushion 2,5 cm seat depth 40cm 472 00 BB <input type="checkbox"/> Cushion 5 cm seat depth 40cm 475 00 BB <input type="checkbox"/> Cushion 7 cm seat depth 40cm 477 00 BB
Accessories:	<input type="checkbox"/> Seat bag storage of wallet, keys etc.. 990 02 00 is mounted under the seat <input type="checkbox"/> Crutch holder _____ pcs 990 03 00 NOTE! 2pcs / crutch <input type="checkbox"/> End plug, steel _____ pcs 903 00 11 NOTE! 2pcs / chassis <input type="checkbox"/> Tube protection _____ pcs 990 02 51 protects tube and paint
Back rest angle: adjustment	Back rest angle adjusted with screw Note measure (A) for desired angle. A= _____ mm 
Footrest: adjustment	Footrest adjustments Specify measures (A and B) for desired footrest. A= _____ mm B= _____ mm   
Marking :	<input type="checkbox"/> YES mark the wheelchair for transportation in disabled service vehicles <input type="checkbox"/> NO do NOT mark the wheelchair for transportation in disabled service vehicle. <div style="border: 1px solid red; padding: 2px; text-align: center; color: red; font-weight: bold;">NB! See Instruction for use.</div> 
Other:	