



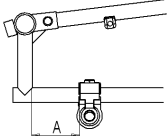





Adjusted by:






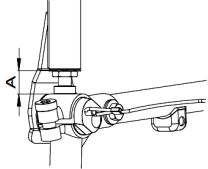
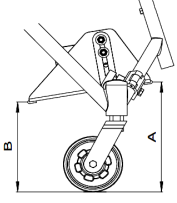

Tel:

E-mail:

Adjusted for:

Date:

<p>Colour:</p>	<input type="checkbox"/> Red <input type="checkbox"/> Black	<p>NOTE! Abduction front and seat width 24 cm only in red!</p>
<p>Seat width (BB):</p> 	<input type="checkbox"/> 24 cm * <input type="checkbox"/> 27 cm <input type="checkbox"/> 30 cm <small>356 24 50 356 27 50 356 30 50</small> <input type="checkbox"/> 24 cm Abd.* <input type="checkbox"/> 27 cm Abd.* <input type="checkbox"/> 30 cm Abd.* <small>357 24 51 357 27 51 357 30 51</small>	<p>NOTE! Use "BLG" after art.no. when choosing black colour</p> <p>* Only available in red</p> <p>Width 24 cm has the back moved 5 cm forward Width 24-33 cm max. user weight 60 kg <small>art.no. includes: seat, backrestlock, footrest, calf strap, brake and anti tip device.</small></p>
<p>Rear axle:</p> 	<input type="checkbox"/> Micro 10° camber for seat width 24 and 27 cm <small>334 BB 10 BB is replaced by seat width, + 3 cm, see "Seat width, above"</small> <input type="checkbox"/> Bambino 6° camber for seat width 30 cm <small>336 30 16</small>	<p>Rear axle adjustment balance of the chair</p> <input type="checkbox"/> standard position, 25 mm <input type="checkbox"/> other position <p>Note measure (A) for desired position.</p> <p>A= _____ mm</p> 
<p>Castors:</p> 	<input type="checkbox"/> 5" <input type="checkbox"/> 3" Micro <small>230 01 92 230 00 05</small>	<p>*NOTE! You need two castors for each chair, the art.nr. is for one castor!</p>
<p>Backrest height:</p> 	<input type="checkbox"/> Adjustable height 17-25 cm <small>323 BB 17</small>	<input type="checkbox"/> Adjustable height 27-35 cm <small>323 BB 18</small>
<p>Footrest:</p> 	<input checked="" type="checkbox"/> Footrest, Bambino <small>(400 21 BB) included in art.nr. 35X BB 00G, see "Seat width"</small>	<input type="checkbox"/> Footrest, Bambino Swing up <small>400 21 10 (assembly-kit for swing-up footrest)</small>
<p>Rear wheels:</p> 	<input type="checkbox"/> 20" Micro, no pushrim <small>100 01 20</small>	<p>NOTE! You need two rear wheels for each chair, the art.no. is for one rear wheel!</p>
<p>Spoke protectors:</p> 	<input type="checkbox"/> 20" Spoke protectors <small>450 00 21 with logo</small>	

Brakes: 	<input checked="" type="checkbox"/> High brake, moved ahead (460 00 50) included in art.nr.356 BB 00G, see "Seat width"	sid 2/2
Push handles: 	<input type="checkbox"/> Pushbar max height 100 cm with 22" wheels 422 00 BB max. user weight 60 kg <input type="checkbox"/> Height adjustable +10 cm 425 10 00 max. user weigh 60 kg <input type="checkbox"/> Height adjustable 425 00 00 max. user weigh 60 kg <input type="checkbox"/> Height adjustable +20 cm 425 20 00 max. user weigh 60 kg	
Anti tip device: 	<input checked="" type="checkbox"/> Anti tip device, Bambino (435 10 01) included in art.no. 35X BB 00G, see "Seat width"	
Sideguards: 	<input type="checkbox"/> Sideguards Bambino 20" 441 00 15 <input type="checkbox"/> Sideguards Bambino winter 20" 441 01 15 <input type="checkbox"/> Sideguards Plastic 440 00 10	
Cushions: 	<input type="checkbox"/> Cushion Bamino 2,5 cm 472 30 BB adjustable seatdepth 23-30 cm <input type="checkbox"/> Cushion Bamino 5 cm 475 30 BB adjustable seatdepth 23-30 cm	
Accessories:	<input type="checkbox"/> Torso strap Bambino 438 02 38 <input type="checkbox"/> Tube protection _____ pcs 990 02 51 protects tube and paint <input type="checkbox"/> Head cushion 471 00 BB	
Back rest angle: adjustment	Back rest angle adjusted with screw Note measure (A) for desired angle A= _____ mm 	
Footrest: adjustment	Footrest adjustments Specify measures (A and B) for the footrest A= _____ B= _____ mm 	
Marking:	<input type="checkbox"/> YES mark the wheelchair for transportation in disabled service vehicles. <input type="checkbox"/> NO do NOT mark the wheelchair for transportation in disabled service vehicles <div style="border: 1px solid black; padding: 5px; width: fit-content; margin: 10px auto;"> NB! See instruction for use. </div> 	
Other:		